

**OBSESSION FOR THE RETURN OF THE LOST DAUGHTER
IN DAVID AUBURN'S *THE GIRL IN THE PARK* MOVIE:
A PSYCHOANALYTIC APPROACH**



RESEARCH PAPER

Submitted as a Partial Fulfillment of the Requirement
for Bachelor Degree of Education
in English Department

by:

ROFIAH

A 320 050 276

**SCHOOL OF TEACHER TRAINING AND EDUCATION
MUHAMMADIYAH UNIVERSITY OF SURAKARTA**

2012

APPROVAL

**OBSESSION FOR THE RETURN OF THE LOST DAUGHTER
IN DAVID AUBURN'S *THE GIRL IN THE PARK* MOVIE:
A PSYCHOANALYTIC APPROACH**


RESEARCH PAPER

by

ROFIAH
A 320 050 276


Approved to be Examined by
the Consultant Team

Consultant I



Drs. M. Thovibi, M. S
NIK. 410

Consultant II



Titis Setyabudi, S.S, M. Hum
NIK. 948

ACCEPTANCE

OBSESSION FOR THE RETURN OF THE LOST DAUGHTER

IN DAVID AUBURN'S *THE GIRL IN THE PARK* MOVIE:

A PSYCHOANALYTIC APPROACH


ROFIAH

A 320 050 276

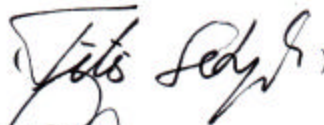
Accepted and Approved by the Board of Examiner
School of Teacher Training and Education
Muhammadiyah University of Surakarta
on, 2012

Team of Examiner:



1. **Drs. M. Thoyibi, M. S**
(Chair Person)



2. **Titis Setyabudi, S. S, M. Hum**
(Member I)



3. **Drs. Abdillah Nugroho, M. Hum**
(Member II)



TESTIMONY

I hereby testify that there is no plagiarism in this research paper. There is no other work that has been submitted to obtain the bachelor degree and as far as I am concerned there is no opinion that has been written or published before, except those referred to in the literature review.

I am willing to take the responsibility if there are mistakes in this testimony.

Surakarta, June 2012

The Writer

A handwritten signature in black ink, appearing to be 'Rofiah', written in a cursive style.

Rofiah

DEDICATION

This research paper is dedicated to :

Allah .SWT

My beloved Father and Mother

All of my lovely families

All of my lovely friends

Thanks a lot.....

ACKNOWLEDGMENT



Assalamu'alaikum Wr. Wb.

She would like to say Alhamdulillahirobbil'alamin to express all her praise, gratitude and adoration to Allah SWT. He has enabled her to accomplish this research paper. Without His blessing and permission it is impossible for her to finish it.

There are many people who have given contribution to the completion of this research paper and it is unreasonable to do so. She is greatly indebted to all of them.

Therefore She would like to thank:

1. Drs. H Sofyan Anif, M.Si, as the Dean of Teacher Training and Education Faculty.
2. Titis Setyabudi, S. S, as the Head of English department and the second consultant who has guided her in writing her research paper.
3. Drs. M.Thoyibi, M. S, as the first consultant who has guided and advised patiently during the arrangement of this research paper, for his patience in giving guidance, advice, suggestion and valuable criticism during the writing process of this research paper to make it better.
4. Her beloved parents and husband for their prayer, advice, support and affection that have given to her and teach her to get the best in her life.
5. Her beloved brother and sister; Mas Kholid, Mas Ahwan and Mbak Iis, Dek Lerita.
6. Her wonderful best friends; Emmie, Nisa, Mba Ita, Niken, Sifa, Ratri, Khumay, and many others.
7. The librarians of UMS, who help her, provide the reference.
8. All the parties who help the writer in finishing the research paper whose names cannot be mentioned one by one, for all the big support.

She realizes that this research paper is far from being perfect. Hence, She welcomes any comments, critiques, and suggestion. She hopes that this research paper is useful for the readers who want to develop the English literary study.

Wassalamu'alaikum Wr. Wb.

Surakarta, July 2012

The Writer

A handwritten signature in black ink, appearing to read 'Rofiah', with a stylized flourish at the end.

Rofiah

TABLE OF CONTENT

	page
TITLE	i
APPROVAL	ii
ACCEPTANCE	iii
TESTIMONY	iv
MOTTO	v
DEDICATION	vi
ACKNOWLEDGMENT	vii
TABLE OF CONTENT	ix
LIST OF FIGURE	xiv
ABSTRACT	xviii
CHAPTER I INTRODUCTION	1
A. Background of the Study.....	1
B. Literature Review.....	7
C. Problem Statement.....	7
D. Limitation of the Study.....	8
E. Objective of the Study.....	8
F. Benefit of the Study.....	8
G. Research Method.....	9
1. Type of the Study.....	9
2. Object of the Study.....	9
3. Type of the Data and the Data Source.....	9
4. Technique of the Data Collection.....	10
5. Technique of the Data Analysis.....	11
H. Research Paper Organization.....	11
CHAPTER II UNDERLYING THEORY	12
A. Notion of Psychoanalysis.....	12
B. Structures of the Personality.....	13
1. The <i>Id</i>	13
2. The <i>Ego</i>	15
3. The <i>Superego</i>	16
C. Obsessions.....	18
1. Obsessive Doubts.....	19

2. Obsessive Thinking.....	19
3. Obsessive Impulses.....	19
4. Obsessive Fears.....	20
5. Obsessive Images.....	20
6. Obsessive Thoughts.....	20
D. Structural Elements of the Movie.....	20
1. Narrative Elements.....	20
a. Character and Characterization.....	20
b. Setting.....	21
c. Plot.....	22
d. Point of View.....	22
e. Theme.....	23
2. Technical Elements.....	23
a. Casting.....	23
b. Cinematography.....	24
1) Photographical Qualities of Shot.....	24
2) Framing of Shot.....	24
3) Duration of Shot.....	25
c. <i>Mise-en-Scene</i>	25
1) Set Dressing and Properties.....	25
2) Costume and Make-Up.....	26
3) Lighting.....	26
a) Quality.....	27
b) Direction.....	27
c) Source.....	27
d) Color.....	28
d. Sound.....	28
e. Editing.....	28
1) Axis of Action or the 180° Line.....	30
2) Establishing Shot.....	30
3) A Reverse Shot.....	30
4) Reestablishing Shot.....	30
5) Match on Action.....	31
6) Cross Cutting.....	31

E. Theoretical Application.....	31
CHAPTER III STRUCTURAL ANALYSIS.....	32
A. Structural Elements of <i>The Girl in the Park</i>	32
1. Narrative Elements.....	32
a. Character and Characterization.....	32
1) Major Character.....	33
2) Minor Character.....	36
b. Setting.....	39
1) Setting of Place.....	39
2) Setting of Time.....	42
c. Plot.....	43
1) Exposition.....	43
2) Complication.....	43
3) Climax.....	45
4) Resolution.....	46
d. Theme.....	47
e. Point of View.....	48
2. Technical Elements.....	49
a. Casting.....	49
b. Cinematography.....	52
1) Photographic Qualities of Shot.....	53
2) Framing of the Shot.....	53
a) Angle.....	53
b) Distance.....	54
3) Duration of Shot.....	55
c. <i>Mise-en-Scene</i>	55
1) Set Dressing and Properties.....	56
2) Costume and Make-Up.....	60
3) Lighting.....	64
a) Quality.....	64
b) Direction.....	65
c) Source.....	68
d) Color.....	69
d. Sound.....	70

1) Spoken Words.....	70
2) Sound Effect.....	70
3) Music.....	70
4) Silence.....	71
e. Editing.....	71
1) Axis of Action.....	71
2) Establishing Shot.....	72
3) Reverse Shot.....	72
4) Reestablishing Shot.....	73
5) Match on Action.....	73
6) Cross Cutting.....	74
B. Discussion.....	74
CHAPTER IV PSYCHOANALYTIC ANALYSIS.....	78
A. Analysis of Julia's Personality.....	78
1. <i>Id</i>	78
2. <i>Ego</i>	79
3. <i>Super Ego</i>	80
B. Obsession of Julia Sandburg.....	81
C. Discussion.....	83
CHAPTER V CONCLUSION AND SUGGESTION.....	85
A. Conclusion.....	86
B. Suggestion.....	71
BIBLIOGRAPHY	
VIRTUAL REFERENCES	
APPENDIX	

LIST OF FIGURE

	page
Figure 1. Julia Sandburg.....	29
Figure 2 Louise.....	31
Figure 3. Chris Sandburg.....	32
Figure 4 Celeste.....	32
Figure 5. Doug Sandburg.....	33
Figure 6. Raymond.....	34
Figure 7. Amanda.....	34
Figure 8. Sarah.....	35
Figure 9. Julia’s House.....	36
Figure 10. Julia’s Apartment.....	36
Figure 11. In the Park.....	36
Figure 12. In the Police Station.....	37
Figure 13. Doug’s House.....	37
Figure 14. Bank of New York.....	37
Figure 15. Restaurant.....	37
Figure 16. Golden Cup.....	38
Figure 17. Julia’s Point of View.....	44
Figure 18. Louise’s Point of View.....	45
Figure 19. Straight on Angle.....	50
Figure 20. High Angle.....	50
Figure 21. Low Angle.....	50
Figure 22. Extreme Long Shot.....	50
Figure 23. Long Shot.....	50

Figure 24. Medium Long Shot.....	51
Figure 25. Medium Shot.....	51
Figure 26. Medium Close-Up.....	51
Figure 27. Close-Up.....	51
Figure 28. Extreme Close-Up.....	51
Figure 29. Julia’s House Outside.....	52
Figure 30. Bed Property.....	52
Figure 31. Lamps and Rocking Chair.....	52
Figure 32. Toys and Books.....	52
Figure 33. Painting.....	53
Figure 34. Bowl and Teapot.....	53
Figure 35. Table, Glass, Chair, Computer, Lamp, and Documents.....	53
Figure 36. Painting and Vase.....	53
Figure 37. Telephone, Computer, Table, Lamp, Document, and Vase.....	54
Figure 38. Painting and Books.....	54
Figure 39. Sofas, Pillow, Lamp, Television, and Magazine.....	54
Figure 40. Jewelry in the Bedroom.....	54
Figure 41. Mirror, Towel, and Washbowl in the Bathroom.....	55
Figure 42. Glasses, Tables, and Chairs.....	55
Figure 43. Painting in the Wall.....	55
Figure 44. Glasses, Plates, Lamps, Flowers, and Sofa.....	55
Figure 45. Cars.....	56
Figure 46. Bus.....	56
Figure 47. Bicycles.....	56
Figure 48. Cassettes.....	56

Figure 49. Costume for Julia and Raymond as Employee	56
Figure 50. Costume for Julia when she is singing on the bar.....	57
Figure 51. The costume for Julia and Louise when they come to wedding party of Chris.....	57
Figure 52. The Uniform for Jazz Club Bartender.....	57
Figure 53. Doctor Uniform.....	57
Figure 54. The Park Policeman’s Uniform.....	58
Figure 55. Julia’s make-up when she lost her daughter in the park.....	58
Figure 56. Julia’s make-up for engagement of her son.....	58
Figure 57. Louise’s make-up when she is no longer with her boyfriend.....	58
Figure 58. Louise’s make-up to change	59
Figure 59. Julia’s make-up when she is old.....	59
Figure 60. Julia’s make-up when she is down.....	59
Figure 61. Chris’s make-up when she is sick.....	59
Figure 62. Louise’s make-up when she admitted her mistake.....	59
Figure 63. Louise’s make-up when she gets an injury.....	60
Figure 64. Hard Lighting.....	61
Figure 65. Soft Lighting.....	61
Figure 66. Frontal Lighting.....	62
Figure 67. Side Lighting.....	62
Figure 68. Back Lighting.....	63
Figure 69. Under Lighting.....	63
Figure 70. Top Lighting.....	63
Figure 71. The Key Lighting.....	64
Figure 72. The Fill Lighting.....	64
Figure 73. Yellow Color.....	65

Figure 74. White Color.....	65
Figure 75. Realistic Color.....	65
Figure 76. Axis of Action.....	68
Figure 77. Establishing Shot.....	68
Figure 78. Reverse Shot.....	69
Figure 79. Reestablishing Shot.....	69
Figure 80. Match on Action 1.....	70
Figure 81. Match on Action 2.....	70
Figure 82. Cross Cutting 1.....	70
Figure 83. Cross Cutting 2.....	70

SUMMARY

ROFIAH, A 320 050 276. OBSESSION FOR THE RETURN OF THE LOST DAUGHTER IN DAVID AUBURN THE GIRL IN THE PARK MOVIE: A PSYCHOANALYTIC APPROACH. RESEARCH PAPER. MUHAMMADIYAH UNIVERSITY OF SURAKARTA. 2012.

The study focuses on Julia's Obsession to return her lost daughter. It is reflected in the major character of *The Girl in the Park* viewed from psychoanalytic approach. The object study is to explore the obsession of Julia to return her lost daughter into her life.

The type of this study is qualitative study. In this study, the researcher uses two data sources namely primary and secondary data. The primary data source and object of the study are *The Girl in the Park* movie itself. Meanwhile the secondary data are any literature related with the study. The technique of data analysis in this study is descriptive method.

The result of the study shows the following conclusion. Firstly, based on the structural analysis, it is evident that in this movie David Auburn is delivering a message that it is usually hard for people to accept reality of losing one that they love. Secondly, based on psychoanalytic analysis, it is apparent that in this movie, David Auburn illustrates a psychological phenomenon in which an individual experiences obsession to bring her lost child back to her.

Key Words : Psychoanalysis, Obsession, and Personality.